


TL-D

MASTER TL-D Super 80 Xtreme



TL-D LL



TL-D LL Secura

Product Description

- Low-pressure mercury discharge lamp with a tubular 26mm envelope

Product Feature

- Significant reduction of early failures based upon a new technology (patent pending)
- Extreme long and reliable lifetime
- Highly efficient 3-band fluorescent coating in combination with New Generation precoating technology
- Low mercury dose for a long-life lamp (5 mg)
- Fully recyclable lamp technology
- End-cap has an x-shaped green bottom plate to distinguish lamp from other fluorescent lamps

Product Benefit

- Longer lifetime and less early failures lead to less hassle and lower maintenance costs and facilitate the change from spot to group replacement
- Less waste and disposal cost at end-of-life
- Special fluorescent coating gives good color rendering

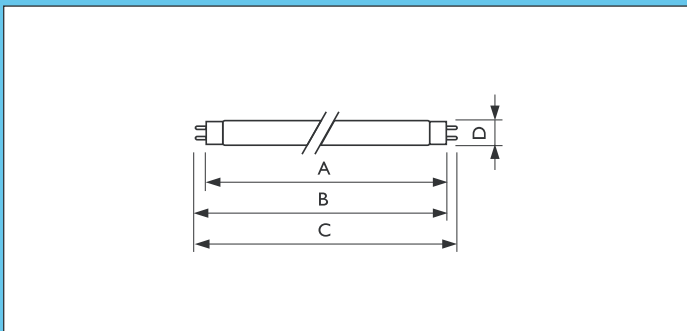
Application

- Suitable for use in applications where maintenance costs (high ceilings, difficult to reach) and disruptive costs are high (stopping of production process, closure of tunnels), or where lamp failure is not acceptable for e.g. safety reasons: tunnels, process, food and petrochemical industries

System

- Can be used with either conventional or HF electronic gear
- Higher efficacy and longer life is achieved with HF electronic gear

Dimensions in mm



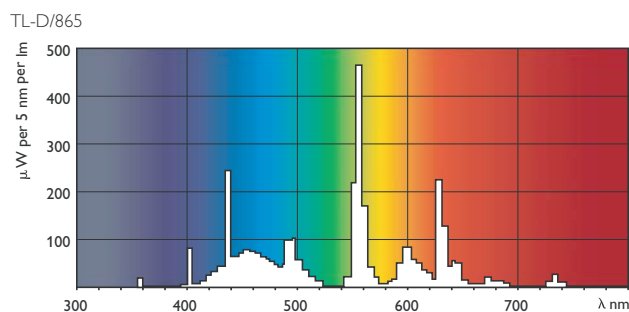
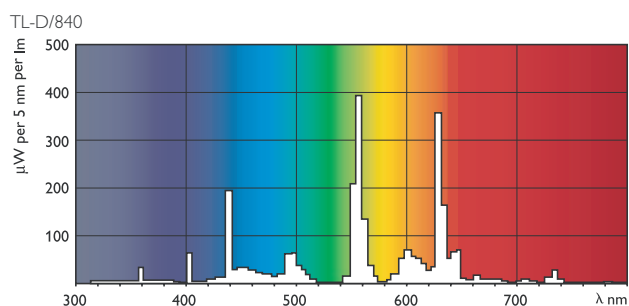
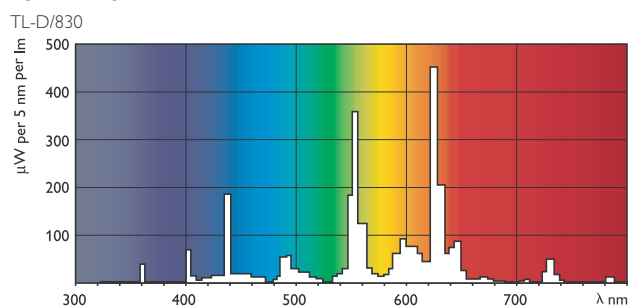
Product ID	Overall length			Diameter
	A max.	B max.	C max.	D max.
18W	589.8	596.9	604	28
36W	1199.4	1206.5	1213.6	28
58W	1500.0	1507.1	1514.2	28

Preferred selection

Product ID	Rated Lamp Wattage [W]	Cap Base	Lamp Current EM/CuFe [A]	Color Temperature [K]	Color Rendering Index [Ra]	Color Designation	Chromaticity Coordinate X
MASTER TL-D Xtreme Super 80 18W/830 SLV	18	G13	0.370	3000	85	Warm White	440
MASTER TL-D Xtreme Super 80 18W/840 SLV	18	G13	0.370	4000	85	Cool White	383
MASTER TL-D Xtreme Super 80 18W/865 SLV	18	G13	0.370	6500	85	Cool Daylight	316
MASTER TL-D Xtreme Super 80 36W/830 SLV	36	G13	0.430	3000	85	Warm White	440
MASTER TL-D Xtreme Secura Super 80 36W/830 SLV	36	G13	0.430	3000	85	Warm White	440
MASTER TL-D Xtreme Super 80 36W/840 SLV	36	G13	0.430	4000	85	Cool White	383
MASTER TL-D Xtreme Secura Super 80 36W/840 SLV	36	G13	0.430	4000	85	Cool White	383
MASTER TL-D Xtreme Super 80 58W/830 SLV	58	G13	0.665	3000	85	Warm White	436
MASTER TL-D Xtreme Super 80 58W/840 SLV	58	G13	0.665	4000	85	Cool White	381

Product ID	Chromaticity Coordinate Y	Luminous Flux Lamp EM/CuFe [lm]	Life to 50% Failures EM [hrs]	Life to 50% Failures Preheat EL [hrs]	Life to 10% Failures Preheat EL [hrs]	Nett Product in Grams [gr]
MASTER TL-D Xtreme Super 80 18W/830 SLV	405	1350	47000	79000	66000	68.90
MASTER TL-D Xtreme Super 80 18W/840 SLV	381	1350	47000	79000	66000	68.90
MASTER TL-D Xtreme Super 80 18W/865 SLV	336	1250	47000	79000	66000	68.90
MASTER TL-D Xtreme Super 80 36W/830 SLV	403	3250	47000	79000	66000	138.40
MASTER TL-D Xtreme Secura Super 80 36W/830 SLV	403	3250	47000	79000	66000	249.90
MASTER TL-D Xtreme Super 80 36W/840 SLV	379	3250	47000	79000	66000	138.40
MASTER TL-D Xtreme Secura Super 80 36W/840 SLV	379	3250	47000	79000	66000	249.90
MASTER TL-D Xtreme Super 80 58W/830 SLV	404	5150	47000	79000	66000	172.60
MASTER TL-D Xtreme Super 80 58W/840 SLV	381	5150	47000	79000	66000	172.60

Spectral power distribution



Lumen maintenance diagram

