

PL-T

PL-T 4PN



PL-T 42W

Product Description

- Energy saving compact fluorescent lamp
- Compact long-arc low-pressure mercury discharge lamp
- Envelope consists of 6 parallel narrow fluorescent tubes

Product Feature

- 4-pin base without glow switch starter and capacitor. For use with HF electronic gear enabling controllable light output and high independence of mains supply variations. Dimming is possible.
- Fast light run up
- Philips invented bridge technology applied

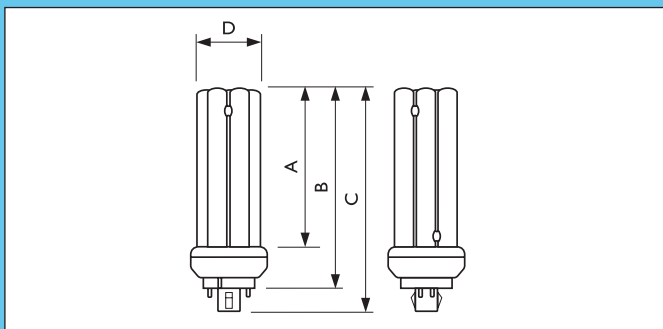
Product Benefit

- Optimal light performance for short or long operation per switch on
- Substantial more light (about 15% more) per light point than common
- Long life and sustainable light output

Application

- Designed for general or supplementary lighting in professional and semi-professional environments
- Ideal for use in recessed or surface mounted downlighters, wall units
- 4-pin PL-T lamp is the first choice for short switching cycles, emergency lighting and deep dimming

Dimensions in mm



| | Base face to base face | Insertion length | Overall length | Width |
|------------|---------------------------|---------------------|-------------------|-----------|
| Product ID | A max. | B max. | C max. | D max. |
| 13W | 66.7 | 91.0 | 106.7 | 41 |
| 18W | 71.7 | 96.0 | 111.7 | 41 |
| 26W | 86.7 | 111.0 | 126.7 | 41 |
| 32W | 98.7 | 123.0 | 138.7 | 41 |
| 42W | 120.7 | 145.0 | 160.7 | 41 |
| 57W | 157.7 | 182.0 | 197.7 | 41 |

Preferred selection

| Product ID | Rated Lamp Wattage [W] | Cap Base | Cap Base Information | Color Temperature [K] | Color Rendering Index [Ra] |
|----------------------------|------------------------|----------|----------------------|-----------------------|----------------------------|
| MASTER PL-T 13W/827/4P 1CT | 13 | GX24q-1 | 4P | 2700 | 82 |
| MASTER PL-T 13W/830/4P 1CT | 13 | GX24q-1 | 4P | 3000 | 82 |
| MASTER PL-T 13W/840/4P 1CT | 13 | GX24q-1 | 4P | 4000 | 82 |
| MASTER PL-T 18W/827/4P 1CT | 18 | GX24q-2 | 4P | 2700 | 82 |
| MASTER PL-T 18W/830/4P 1CT | 18 | GX24q-2 | 4P | 3000 | 82 |
| MASTER PL-T 18W/840/4P 1CT | 18 | GX24q-2 | 4P | 4000 | 82 |
| MASTER PL-T 26W/827/4P 1CT | 26 | GX24q-3 | 4P | 2700 | 82 |
| MASTER PL-T 26W/830/4P 1CT | 26 | GX24q-3 | 4P | 3000 | 82 |
| MASTER PL-T 26W/840/4P 1CT | 26 | GX24q-3 | 4P | 4000 | 82 |
| MASTER PL-T 32W/827/4P 1CT | 32 | GX24q-3 | 4P | 2700 | 82 |
| MASTER PL-T 32W/830/4P 1CT | 32 | GX24q-3 | 4P | 3000 | 82 |
| MASTER PL-T 32W/835/4P 1CT | 32 | GX24q-3 | 4P | 3500 | 82 |
| MASTER PL-T 32W/840/4P 1CT | 32 | GX24q-3 | 4P | 4000 | 82 |
| MASTER PL-T 32W/850/4P 1CT | 32 | GX24q-3 | 4P | 4000 | 82 |
| MASTER PL-T 42W/827/4P 1CT | 42 | GX24q-4 | 4P | 2700 | 82 |
| MASTER PL-T 42W/830/4P 1CT | 42 | GX24q-4 | 4P | 3000 | 82 |
| MASTER PL-T 42W/835/4P 1CT | 42 | GX24q-4 | 4P | 3500 | 82 |
| MASTER PL-T 42W/840/4P 1CT | 42 | GX24q-4 | 4P | 4000 | 82 |
| MASTER PL-T 42W/850/4P 1CT | 42 | GX24q-4 | 4P | 4000 | 82 |
| MASTER PL-T 57W/827/4P 1CT | 57 | GX24q-5 | 4P | 2700 | 82 |
| MASTER PL-T 57W/830/4P 1CT | 57 | GX24q-5 | 4P | 3000 | 82 |
| MASTER PL-T 57W/835/4P 1CT | 57 | GX24q-5 | 4P | 3500 | 82 |
| MASTER PL-T 57W/840/4P 1CT | 57 | GX24q-5 | 4P | 4000 | 82 |
| MASTER PL-T 57W/850/4P 1CT | 57 | GX24q-5 | 4P | 4000 | 82 |

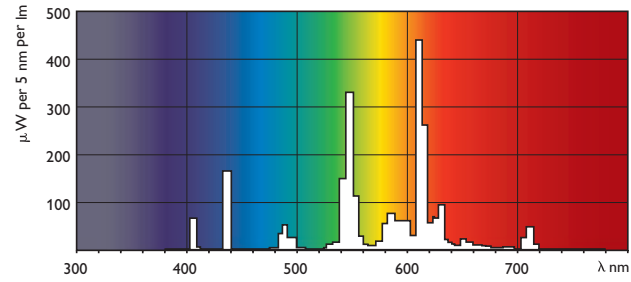
| Product ID | Luminous Flux Lamp EL [lm] | Life to 50% Failures Preheat EL [hrs] | Life to 50% Failures Non-preheat EL [hrs] | Nett Weight Product in Grams [gr] |
|----------------------------|----------------------------|---------------------------------------|---|-----------------------------------|
| MASTER PL-T 13W/827/4P 1CT | 900 | 13000 | 7000 | 56 |
| MASTER PL-T 13W/830/4P 1CT | 900 | 13000 | 7000 | 56 |
| MASTER PL-T 13W/840/4P 1CT | 900 | 13000 | 7000 | 56 |
| MASTER PL-T 18W/827/4P 1CT | 1200 | 13000 | 7000 | 58 |
| MASTER PL-T 18W/830/4P 1CT | 1200 | 13000 | 7000 | 58 |
| MASTER PL-T 18W/840/4P 1CT | 1200 | 13000 | 7000 | 58 |
| MASTER PL-T 26W/827/4P 1CT | 1800 | 13000 | 7000 | 58 |
| MASTER PL-T 26W/830/4P 1CT | 1800 | 13000 | 7000 | 64 |
| MASTER PL-T 26W/840/4P 1CT | 1800 | 13000 | 7000 | 64 |
| MASTER PL-T 32W/827/4P 1CT | 2400 | 13000 | 7000 | 64 |
| MASTER PL-T 32W/830/4P 1CT | 2400 | 13000 | 7000 | 70 |
| MASTER PL-T 32W/835/4P 1CT | 2400 | 13000 | 7000 | 70 |
| MASTER PL-T 32W/840/4P 1CT | 2400 | 13000 | 7000 | 70 |
| MASTER PL-T 32W/850/4P 1CT | 2400 | 13000 | 7000 | 83 |
| MASTER PL-T 42W/827/4P 1CT | 3200 | 13000 | 7000 | 83 |
| MASTER PL-T 42W/830/4P 1CT | 3200 | 13000 | 7000 | 83 |
| MASTER PL-T 42W/835/4P 1CT | 3200 | 13000 | 7000 | 83 |
| MASTER PL-T 42W/840/4P 1CT | 3200 | 13000 | 7000 | 83 |
| MASTER PL-T 42W/850/4P 1CT | 3200 | 13000 | 7000 | 83 |
| MASTER PL-T 57W/827/4P 1CT | 4300 | 13000 | 7000 | 101 |
| MASTER PL-T 57W/830/4P 1CT | 4300 | 13000 | 7000 | 101 |
| MASTER PL-T 57W/835/4P 1CT | 4300 | 13000 | 7000 | 101 |
| MASTER PL-T 57W/840/4P 1CT | 4300 | 13000 | 7000 | 101 |
| MASTER PL-T 57W/850/4P 1CT | 4300 | 13000 | 7000 | 101 |

PL-T

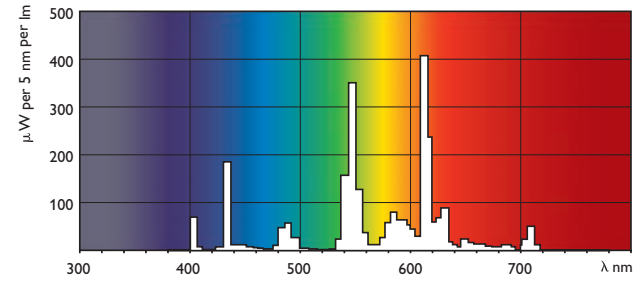
PL-T 4PN

Spectral power distribution

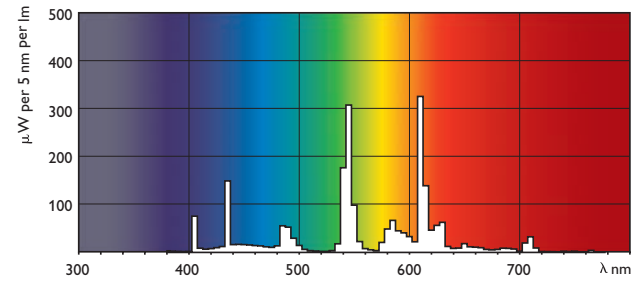
PL-T /827/4PN



PL-T /830/4PN



PL-T /835/4PN



PL-T /840/4PN

