

PL-S

PL-S 2P



PL-S 9W



PL-S 11W

**Product Description**

- Energy-saving compact fluorescent lamps
- Compact long-arc low-pressure mercury discharge lamp
- Envelope consists of 2 parallel narrow fluorescent tubes

**Product Feature**

- 2-pin base with a housing incorporating the special instant starter and capacitor. For use on conventional copper iron ballasts and the radio interference suppression capacitor is installed. Dimming is not possible
- Lamp characteristics are influenced by operating conditions and control gear used

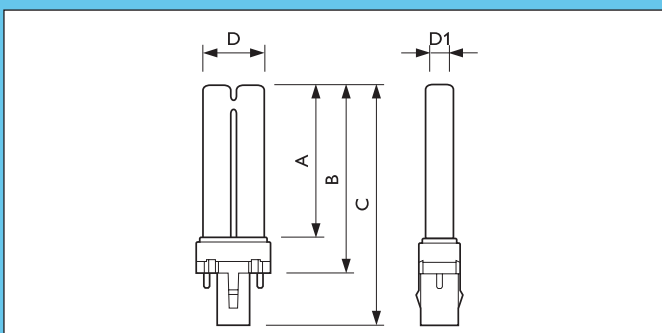
**Product Benefit**

- Optimal light performance for short or long operation per switch on
- Long life and sustainable light output

**Application**

- Designed for use in hotels, restaurants, theatres and homes
- Suitable for use in signs, corridors, security and orientation lighting

Dimensions in mm



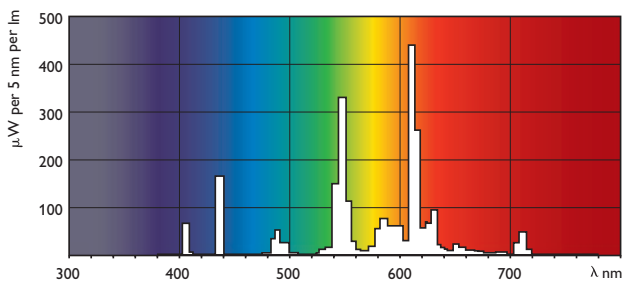
	Base face to base face	Insertion length	Overall length	Diameter	Diameter
Product ID	A max.	B max.	C max.	D max.	D1 max.
5W	67	83	105.0	28.0	13
7W	97	113	135.0	27.1	10
9W	129	145	167.0	27.1	10
11W	198	214	235.8	27.1	10
13W			177.7	27.1	10

Preferred selection

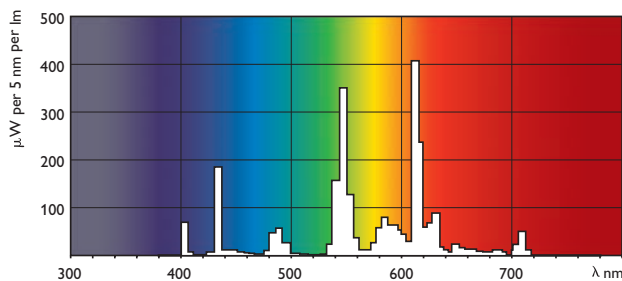
Product ID	Rated Lamp Wattage [W]	Cap Base	Cap Base Information	Color Temperature [K]	Color Rendering Index [Ra]	Luminous Flux Lamp EM/CuFe [lm]	Life to 50% Failure EM [hrs]	Lumen Maintenance 2000h [%]	Nett Weight Product In Grams [gr]
MASTER PL-S 5W/827/2P 1CT	5	G23	2P	2700	82	250	8000	89	22
MASTER PL-S 5W/840/2P 1CT	5	G23	2P	4000	82	250	8000	89	22
MASTER PL-S 7W/827/2P 1CT	7	G23	2P	2700	83	400	8000	90	27
MASTER PL-S 7W/830/2P 1CT	7	G23	2P	3000	82	400	8000	94	27
MASTER PL-S 7W/840/2P 1CT	7	G23	2P	4000	82	400	8000	90	27
MASTER PL-S 7W/865/2P 1CT	7	G23	2P	6500	79	400	8000	85	27
MASTER PL-S 9W/827/2P 1CT	9	G23	2P	2700	83	600	8000	90	32
MASTER PL-S 9W/840/2P 1CT	9	G23	2P	4000	82	600	8000	90	32
MASTER PL-S 9W/865/2P 1CT	9	G23	2P	6500	79	600	8000	85	32
MASTER PL-S 11W/827/2P 1CT	11	G23	2P	2700	83	900	8000	95	43
MASTER PL-S 11W/840/2P 1CT	11	G23	2P	4000	82	900	8000	95	43
MASTER PL-S 11W/865/2P 1CT	11	G23	2P	6500	79	900	8000	90	43
MASTER PL-S 13W/827/2P 1CT	13	GX23	2P	2700	83	900	8000	90	35
MASTER PL-S 13W/840/2P 1CT	13	GX23	2P	4000	82	900	8000	85	35
MASTER PL-S 13W/850/2P 1CT	13	GX23	2P	5000	79	900	8000	85	35
MASTER PL-S 13W/865/2P 1CT	13	GX23	2P	6500	79	900	8000	82	35

Spectral power distribution

PL-S /827/2P



PL-S /830/2PLM



PL-S /840/2P

