

PL-L



PL-L 36W

**Product Description**

- Energy-saving compact fluorescent lamps
- Compact long-arc low-pressure mercury discharge lamp
- Envelope consists of 2 parallel fluorescent tubes

**Product Feature**

- 4-pin base without starter and capacitor
- Lamp characteristics are influenced by operating conditions and control gear used
- Lamp performance is governed by temperature of the coolest spot
- Dimming is possible

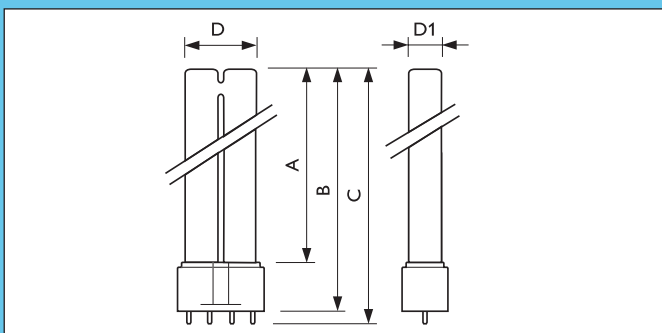
**Product Benefit**

- Optimal light performance for short or long operation per switch on
- Long life and sustainable light output

**Application**

- Designed for general lighting in shops, offices, hotels and specific task lighting, as well as outdoors in residential areas and parks

Dimensions in mm



	Base face to base face	Insertion length	Overall length	Diameter	Diameter
Product ID	A max.	B max.	C max.	D max.	D1 max.
18W	194.2	220	226.0	37.7	18
24W	289.2	315	321.6	37.7	18
36W	384.2	410	416.6	37.7	18
40W	509.2	535	541.6	37.7	18
55W	509.2	535	541.6	37.7	18

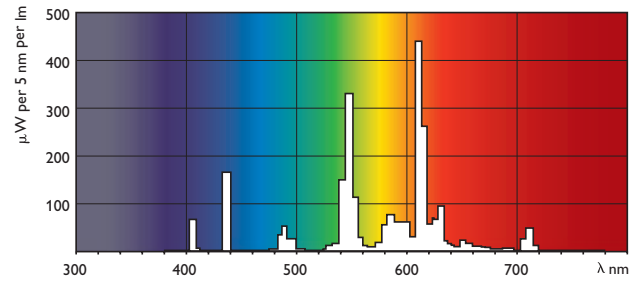
Preferred selection

Product ID	Rated Lamp Wattage [W]	Cap Base	Cap Base Information	Color Temperature [K]	Color Rendering Index [Ra]
MASTER PL-L 18W/827/4P 1CT	18	2G11	4P	2700	82
MASTER PL-L 18W/830/4P 1CT	18	2G11	4P	3000	82
MASTER PL-L 18W/840/4P 1CT	18	2G11	4P	4000	82
MASTER PL-L 18W/865/4P 1CT	18	2G11	4P	6500	80
MASTER PL-L 24W/827/4P 1CT	24	2G11	4P	2700	82
MASTER PL-L 24W/830/4P 1CT	24	2G11	4P	3000	82
MASTER PL-L 24W/840/4P 1CT	24	2G11	4P	4000	82
MASTER PL-L 24W/865/4P 1CT	24	2G11	4P	6500	80
MASTER PL-L 36W/827/4P 1CT	36	2G11	4P	2700	82
MASTER PL-L 36W/830/4P 1CT	36	2G11	4P	3000	82
MASTER PL-L 36W/835 2G11 /4P 1CT	36	2G11	4P	3500	82
MASTER PL-L 36W/840/4P 1CT	36	2G11	4P	4000	82
MASTER PL-L 36W/865/4P 1CT	36	2G11	4P	6500	80
MASTER PL-L 40W/830/4P 1CT	40	2G11	4P	3000	82
MASTER PL-L 40W/840/4P 1CT	40	2G11	4P	4000	82
MASTER PL-L 55W/830/4P 1CT	55	2G11	4P	3000	82
MASTER PL-L 55W/835/4P 1CT	55	2G11	4P	3500	82
MASTER PL-L 55W/840/4P 1CT	55	2G11	4P	4000	82
MASTER PL-L 55W/865/4P 1CT	55	2G11	4P	6500	80
MASTER PL-L 80W/840/4P 1CT	80	2G11	4P	4000	82
MASTER PL-L 90 De Luxe Pro 36W/930/4P 1CT	36	2G11	4P	3000	90
MASTER PL-L 90 De Luxe Pro 36W/950/4P 1CT	36	2G11	4P	5300	90
MASTER PL-L 90 De Luxe Pro 55W/930/4P 1CT	55	2G11	4P	3000	90
MASTER PL-L 90 De Luxe Pro 55W/950/4P 1CT	55	2G11	4P	5300	90

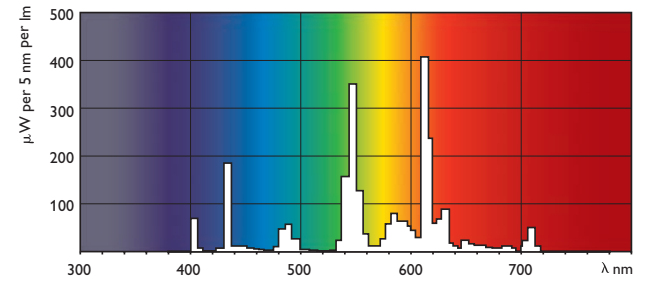
Product ID	Luminous Flux Lamp EL [lm]	Life to 50% Failures EM [hrs]	Life to 50% Failures Preheat EL [hrs]	Nett Weight Product in Grams [gr]
MASTER PL-L 18W/827/4P 1CT	1200	15000	20000	60.90
MASTER PL-L 18W/830/4P 1CT	1200	15000	20000	60.90
MASTER PL-L 18W/840/4P 1CT	1200	15000	20000	60.90
MASTER PL-L 18W/865/4P 1CT	1200	15000	20000	60.90
MASTER PL-L 24W/827/4P 1CT	1800	15000	20000	82.00
MASTER PL-L 24W/830/4P 1CT	1800	15000	20000	82.00
MASTER PL-L 24W/840/4P 1CT	1800	15000	20000	82.00
MASTER PL-L 24W/865/4P 1CT	1800	15000	20000	82.00
MASTER PL-L 36W/827/4P 1CT	2900	15000	20000	104.00
MASTER PL-L 36W/835 2G11 /4P 1CT	2900	15000	20000	104.00
MASTER PL-L 36W/830/4P 1CT	2900	15000	20000	104.00
MASTER PL-L 36W/840/4P 1CT	2900	15000	20000	104.00
MASTER PL-L 36W/865/4P 1CT	2900	15000	20000	104.00
MASTER PL-L 40W/830/4P 1CT	3500	15000	20000	134.00
MASTER PL-L 40W/840/4P 1CT	3500	15000	20000	134.00
MASTER PL-L 55W/830/4P 1CT	4800	15000	20000	134.00
MASTER PL-L 55W/835/4P 1CT	4800	15000	20000	134.00
MASTER PL-L 55W/840/4P 1CT	4800	15000	20000	134.00
MASTER PL-L 55W/865/4P 1CT	4500	15000	20000	134.00
MASTER PL-L 80W/840/4P 1CT	6000	15000	20000	140.00
MASTER PL-L 90 De Luxe Pro 36W/930/4P 1CT	2350	15000	20000	104.00
MASTER PL-L 90 De Luxe Pro 36W/950/4P 1CT	2350	15000	20000	104.00
MASTER PL-L 90 De Luxe Pro 55W/930/4P 1CT	3650	15000	20000	134.00
MASTER PL-L 90 De Luxe Pro 55W/950/4P 1CT	3650	15000	20000	134.00

Spectral power distribution

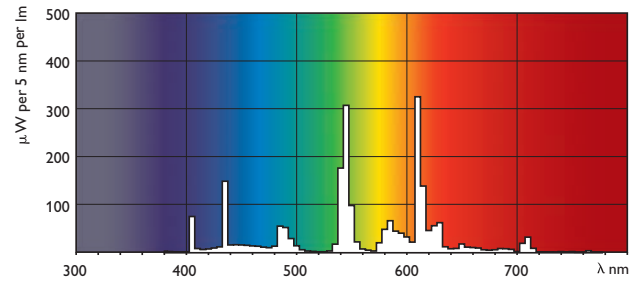
PL-L /827/4P



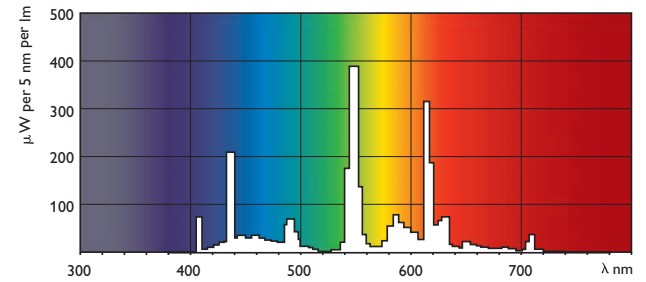
PL-L /830/4P



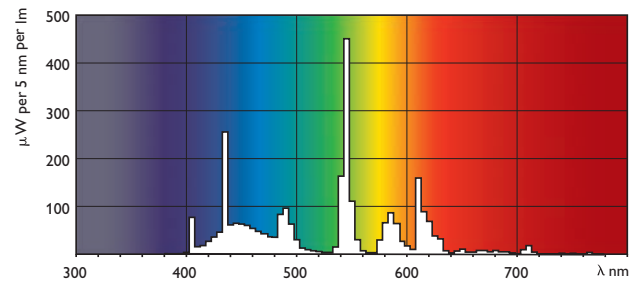
PL-L /835/4P



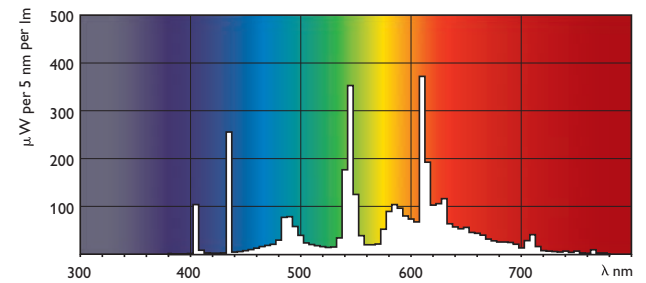
PL-L /840/4P



PL-L /865/4P



PL-L /930/4PL



PL-L /950/4P

