

# LMDS - 8

## Surface Downlight

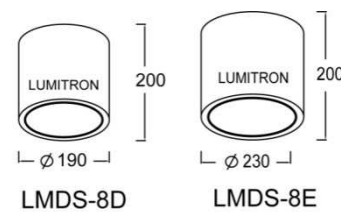
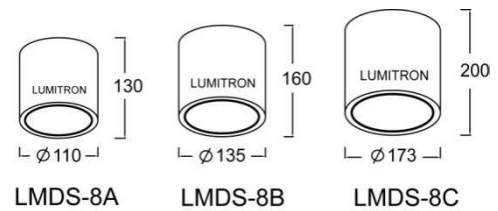



### Applications

- A range of surface-mounted downlights specially designed for high wattage compact fluorescent lamp. Applicable for low to high ceiling installations upon light source. Lumitron's LMDS-8, is ideal for commercial lighting applications, plazas, shopping arcades, hotels, restaurants, condominiums, atrium areas, under canopy, corridors, and walkways.

### Specifications

- Suitable for twin compact fluorescent PLE 5W-23W.
- Housing: metal housing, finish in white or black polyester powder coating.
- Reflector: anodized aluminium reflector with choices of:
  - MR: Mirror Reflector
  - SB: Sand Blasted Reflector
- Diffuser: heat resistant, tempered safety glass.
- Suitable for interiors use
- Lampholders: E27
- Installations: surface mounting.



| REF.    | Dimension<br>$\phi$ | Lamp       | Lumen       | Base |
|---------|---------------------|------------|-------------|------|
| LMDS-8A | 110 mm              | PLE 5, 8W  | 250,440     | E27  |
| LMDS-8B | 135 mm              | PLE11, 14W | 600,840     | E27  |
| LMDS-8C | 173 mm              | PLE 15-18W | 950-1,040   | E27  |
| LMDS-8D | 190 mm              | PLE 18-20W | 1,040-1,350 | E27  |
| LMDS-8E | 230 mm              | PLE 20-23W | 1,350-1,460 | E27  |