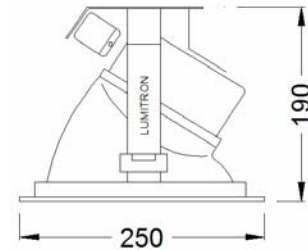




LMDL - 137

Wall Washer Recessed Downlight



Applications

- A range of aesthetically-pleasing design, wall washer recessed downlight. Lumitron's LMDL-137, suitable for compact fluorescent lamp from 18 and 26W, single or twin lamp. Suitable for commercial lighting applications, exclusive residential projects, shopping arcades, hotels, restaurants, condominiums, and etc.

Specifications

- Suitable for single or twin compact fluorescent PLC 18W and 26W
- Reflector: high purity, mirror anodized aluminium chemically brighten.
- Housing: steel with white polyester powder coated or galvanized without paint for superior corrosion resistance.
- Trim: white polyester powder coating metal frame.
- Lampholders: G24d-2, G24d-3 base.
- Mounting: recessed mounting by employing supporting tools and locking devices.
- Cut-out diameter 235mm.

Ordering Information

Lumitron Ref.	Lamp Type	Lumen	Color Temp.	Base	Remark
LMDL-137-18PLC	PLC 1x18W	1x1,200	2,700-4,000K	G24d-2	
LMDL-137-218PLC	PLC 2x18W	2x1,200	2,700-4,000K	G24d-2	
LMDL-137-26PLC	PLC 1x26W	1x1,800	2,700-4,000K	G24d-3	
LMDL-137-226PLC	PLC 2x26W	2x1,800	2,700-4,000K	G24d-3	