

LMDL-123 Series

Adjustable Recessed MR16 Square Cut-out Downlight

Applications

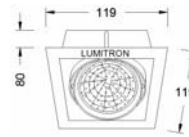
- A premium, aesthetically-pleasing design with square cut-out range of downlights. Lumitron's LMDL-123, is suitable for low voltage halogen MR16 for commercial lighting applications, exclusive residential projects, shopping arcades, hotels, restaurants, condominiums, and etc.

Specifications

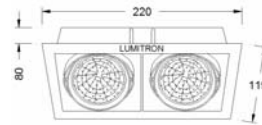
- Galvanized steel body with coated finishing.
- Die Cast Aluminium trim with powder coating
- Freely adjusted
- Color: white, silver
- Total height without base 125mm

Accessories (add suffixes to Lumitron Ref.)

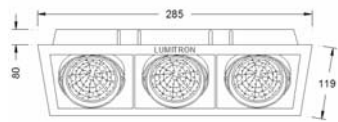
- FC: Frosted Glass Lens
- HC: Honey Comb Louver.
- CF: Colour filters: Blue, Red, Yellow, and Green



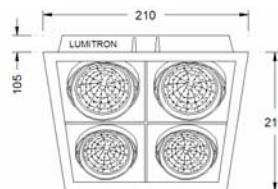
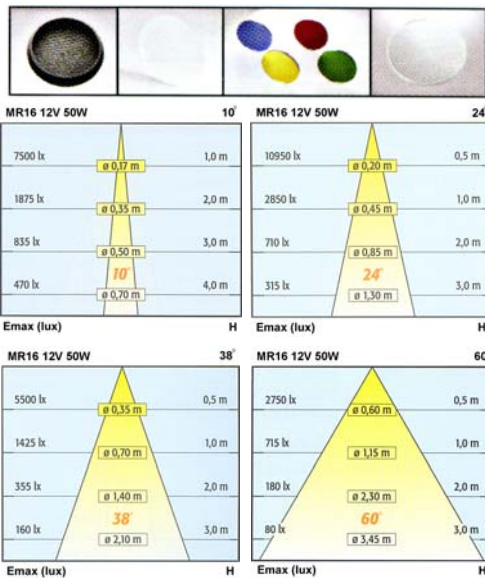
LMDL-123-1 Cut-out 100x100 mm



LMDL-123-2 Cut-out 185x100 mm



LMDL-123-3 Cut-out 268x100 mm



LMDL-123-4 Cut-out 185x185 mm

Ordering Information

Lumitron Ref.	Lamp Type	Beam Angle	Base
LMDL-123-1-50MR16	MR16 1x50W	10°-40°	GX5.3
LMDL-123-2-50MR16	MR16 2x50W	10°-40°	GX5.3
LMDL-123-3-50MR16	MR16 3x50W	10°-40°	GX5.3
LMDL-123-4-50MR16	MR16 4x50W	10°-40°	GX5.3