

**Low Bay 20-150W**

Commonly used in industrial factories, discount stores, super markets. Recommended installation height within 3-8 meters.

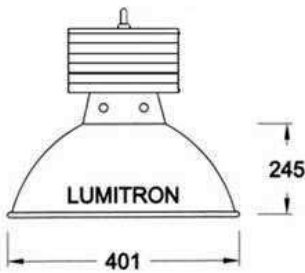
- Anodized Aluminium reflector.
- Ballast Box: High quality Aluminium, powder coated finish for corrosion resistance. 3 models are available.
- Porcelain Base: E27, G24d, GX24q, 5 KV Pulse rating.
- Mounting: Pendant mount, ceiling mount+pipe diameter 3/4 inch.

**OPTION:-**

- RT: Recessed trim
- FP: Fixed Pendant Base
- WG: Wire Guard
- TG: Clear temper safety glass
- RM: Remote Ballast Box conservation
- Q: Switching Relay + Emergency Lamp 150-250W



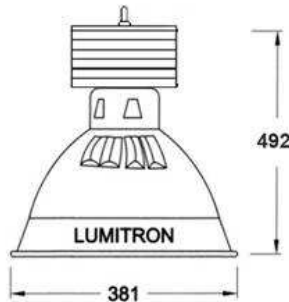
LMB-3E-1



Fixed Pendant Base



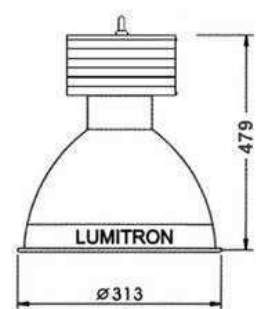
LMB-3E-2



Aluminium Extruded Box



LMB-3E-3



LMGB-1: GEAR BOX

LUMITRON REF.	Lamp	Lumen	Color Temp.	Base
LMB-3E-1	PLE 20-23W	1,200-1,500	2,700-6,000K	E27
	PLC 2x26W	2x1,800	2,700-4,000K	G24d
	PLT 2x42W	2x3,200	2,700-4,000K	GX24q
LMB-3E-2	MV 80-125W	4,000-6,500	4,000K	E27
LMB-3E-3	HPS 70W	5,600	2,000K	E27
	MH 70W	5,300	3,200-4,000K	E27
	MH 100W	8,500	3,200-4,000K	E27
	MH 150W	14,250	3,200-4,000K	E27